

# Commercial Team - People Services

## Active Recovery Beds Activity Report

**Context:** The purpose of this report is to monitor activity under the LCC commissioned Active Recovery Beds contracts, through which beds are block purchased to support patient flow and facilitate care for individuals that are ready to be discharged from Hospital, yet not ready to return to their former home or level of independence.

Homes signed up to the contract will support a patient's transfer to the most appropriate setting and will include an element of bed-based reablement that cannot be provided within a person's own home for a short period of time. The core principle and focus of the service is to enable those with complex needs to maximise independence and resume living at home safely, in a time efficient manner, and where possible, with a reduced package of care.

Service started on 12th December 2022.

**Data Refresh Rate:** Report is refreshed monthly during the final working week of the month

**Source Data:** Activity data submitted from the Hospital Discharge Team

**Audience:** Heads of Service; Health Colleagues; Contract Management

**Description:** To display key trends and data summaries of contract activity

**Last Refresh:** March 2024



### Instruction

Select a recovery setting to filter to that location. Untick all boxes to show information on all locations.

### Commissioned Active Recovery Beds:

Home Name	Beds Commissioned
Apple Trees	16
Harrington House	12
Meadows Park Care Home	10
Monson Care Home	10
Skirbeck Court	10
Homer Lodge	4
Martin Hall	4
White Gables	4
<b>Total</b>	<b>70</b>

### Select Location

All

**Please Read:**

Occupancy information is based on a snapshot taken on Monday of the last full week of the month. Average, shortest and longest stays; and admissions and discharges are calculated based on current data. Current data will be up to the date on the top right of the page.

**Latest Month**

63 Admissions      71 Discharges

**Average Length of Stay (Nights) - Discharges Since Service Start**

**23** ✓

Maximum Stay: 28 (+19.57%)

5.16  
Avg. Length of Stay (Nights) of those currently in ARB

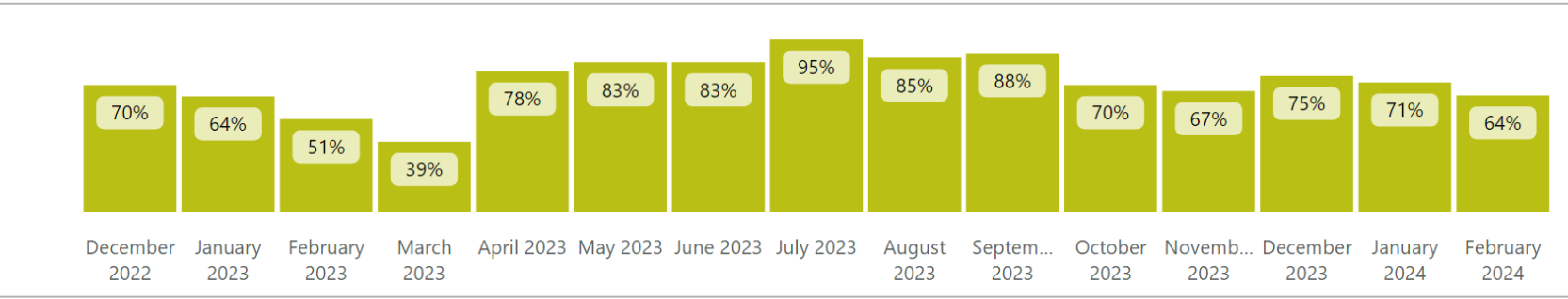
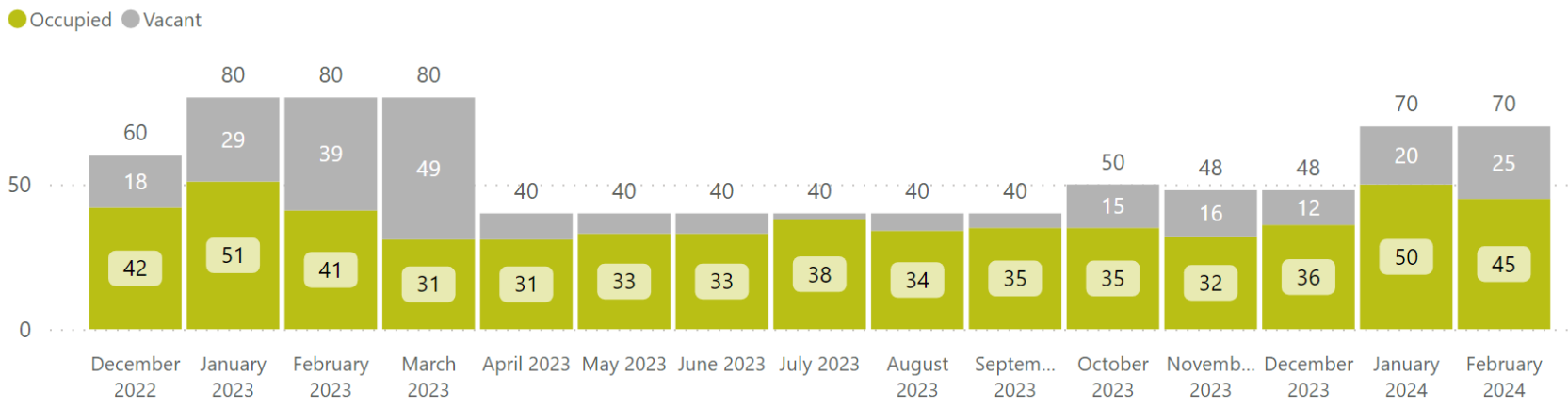
20  
Longest Stay (Nights) of current occupants

1  
Individuals currently in beds for longer than 28 days

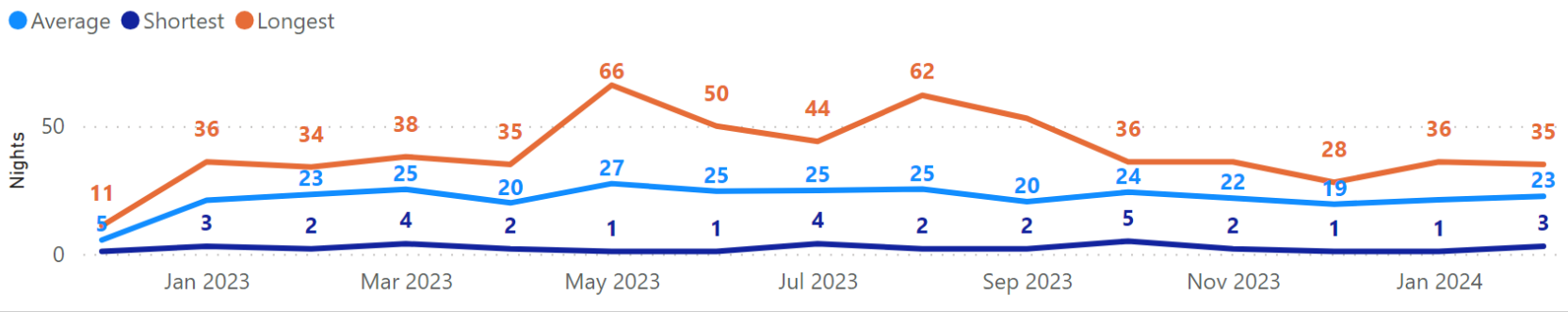
**Latest Occupancy by Home**

Home Name	Occupancy %	Vacant Beds
White Gables	50%	2
Skirbeck Court	30%	7
Monson Care Home	90%	1
Meadows Park Care Home	80%	2
Martin Hall	100%	0
Homer Lodge	25%	3
Harrington House	67%	4
Apple Trees	63%	6

**Occupied vs. Vacant Beds - Monthly Snapshot**



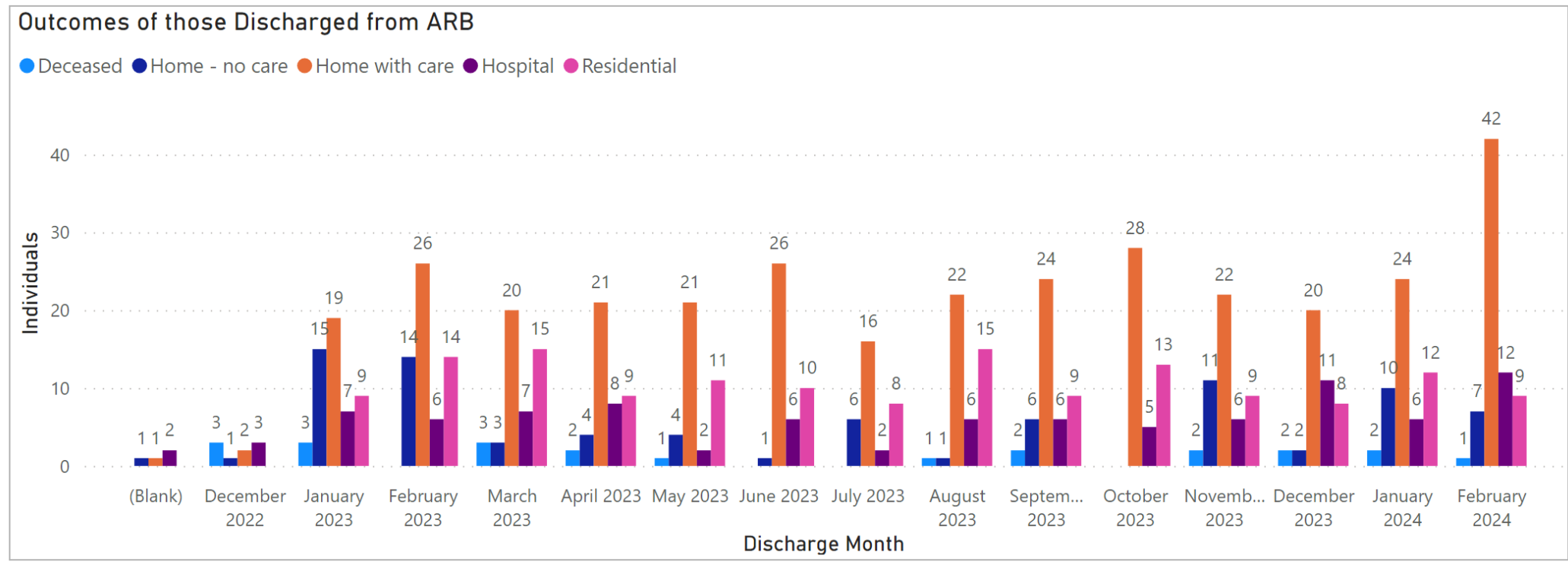
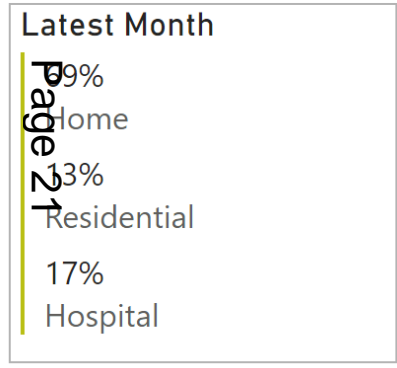
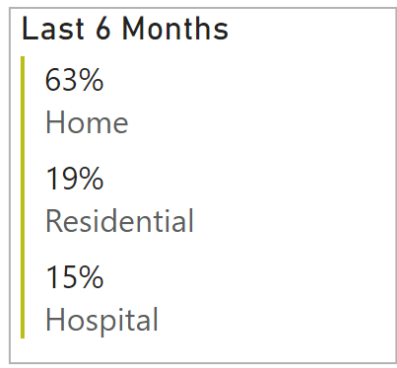
**Average, Shortest and Longest Stays by Month**



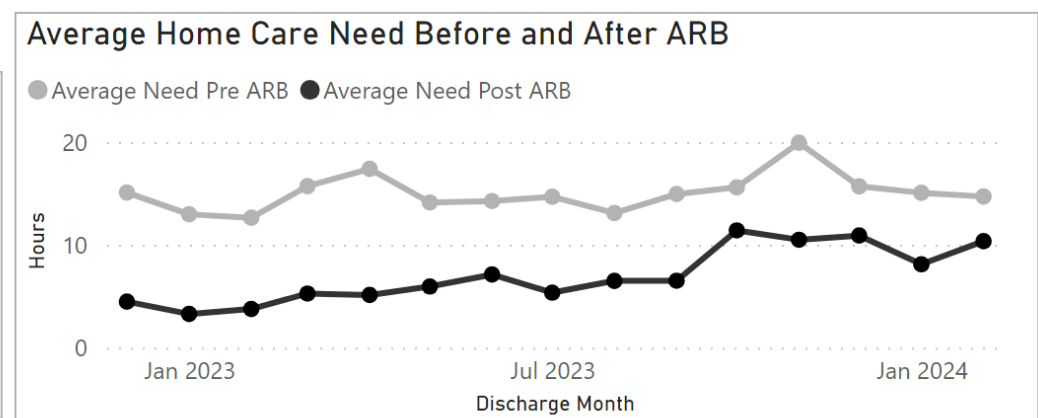
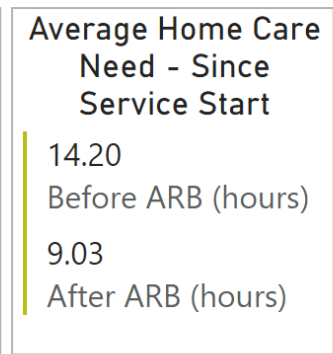
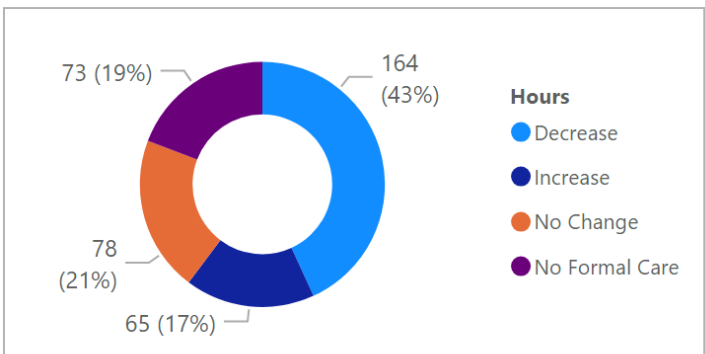
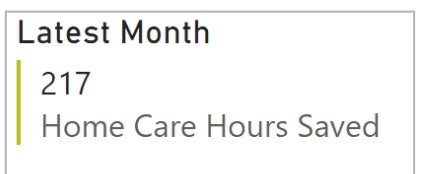
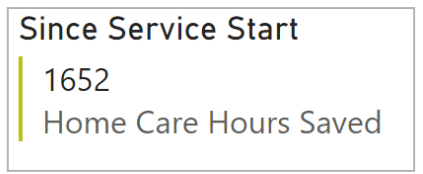
All

**Please Read:**

The below summaries are calculated based on the current view of those discharged from ARB. Those returning home includes packages of reablement, home care and no formal care.



### Changes to Needs of Those Returning Home



**Please Read:**

Based on the current data as recorded by LCC Hospital Teams. Those individuals shown as 'Not Accepted' are those not accepted within the same month. As data is taken on the last Monday of each month, data for the current month will be incomplete until the following month's report. Individuals may be referred and admitted multiple times in the same month - admissions are counted as many times as actual, but 'Not Accepted' and referrals will only be counted once per month. 'Accepted' includes those which failed to start.

Reporting up to:

**03 March 2024**

**Individuals Referred**

825  
Since Service Start

**Individuals Referred**

375  
Last 6 Months

**Individuals Accepted**

96%  
Last 6 Months

**Individuals Referred**

70  
Latest Month

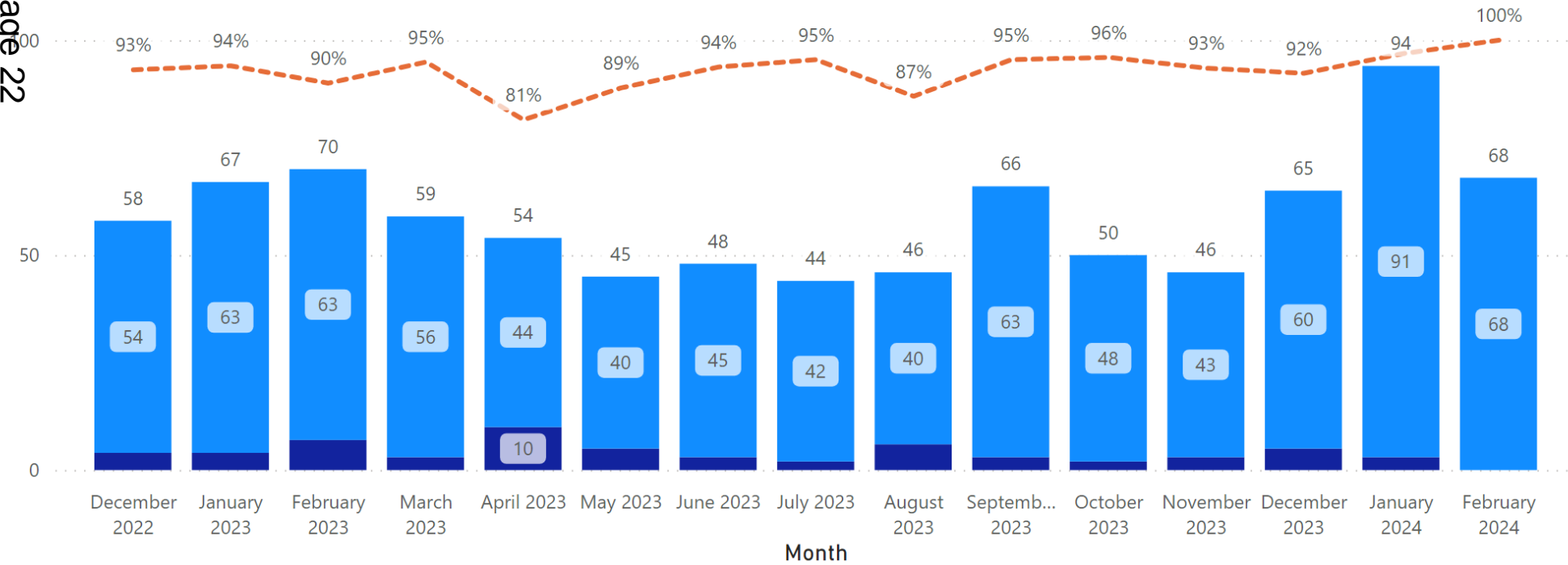
**Individuals Accepted**

100%  
Latest Month

**Referrals vs Individuals Accepted**

Accepted Not Accepted Acceptance Rate

Page 22



**Referral Source**

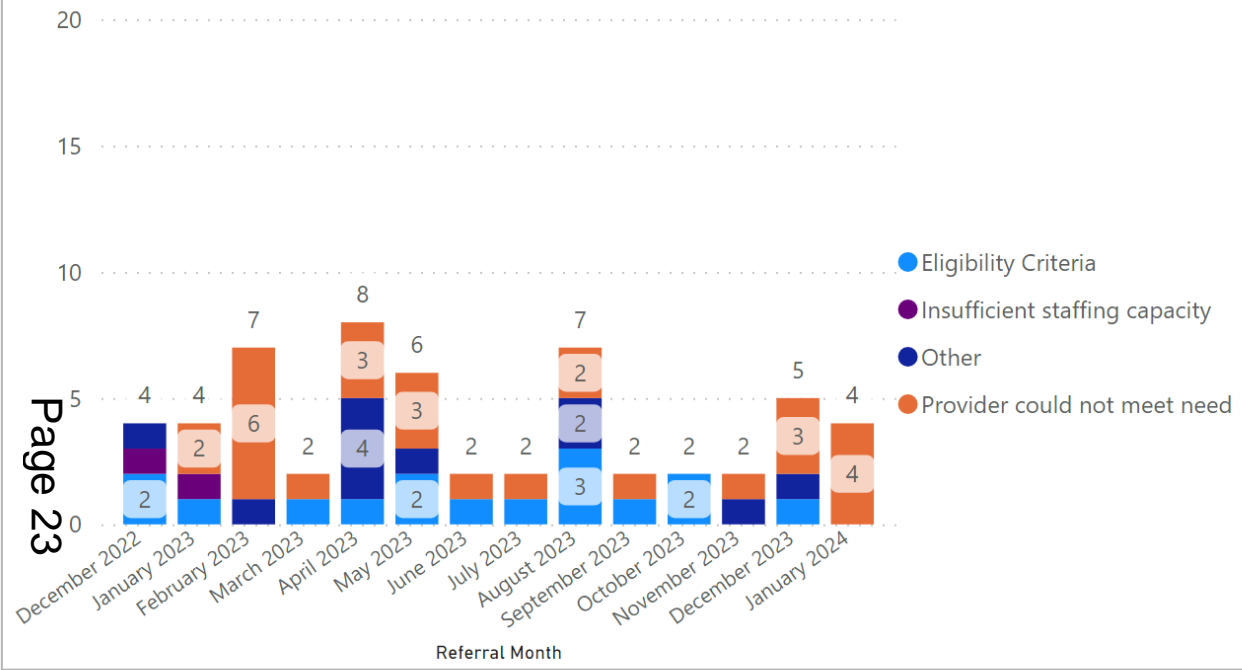
- Hospital
- Other

**Referral Sources Since Service Start**

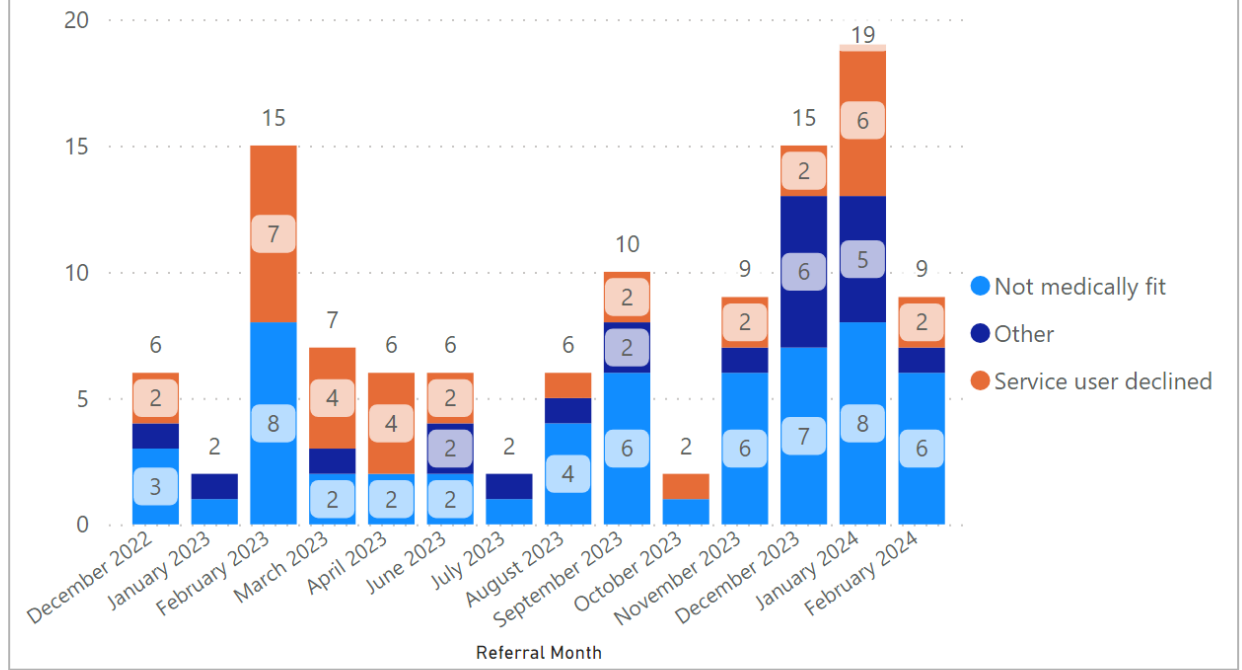
Referral Source	Total
Lincoln County Hospital	282
Boston Pilgrim Hospital	192
Grantham District Hospital	134
Peterborough	117
Community	114
Grimsby/Scunthorpe	58
East Midlands Ambulance Service	44
Other	27
Queen Elizabeth Hospital	3
<b>Total</b>	<b>971</b>

**Please Read:** The following summary shows referrals that were either not accepted by the provider, or were accepted but did not start. 'Declined Referrals' exclude those that were later accepted. All 'Failed starts' are included regardless of whether they were later accepted.

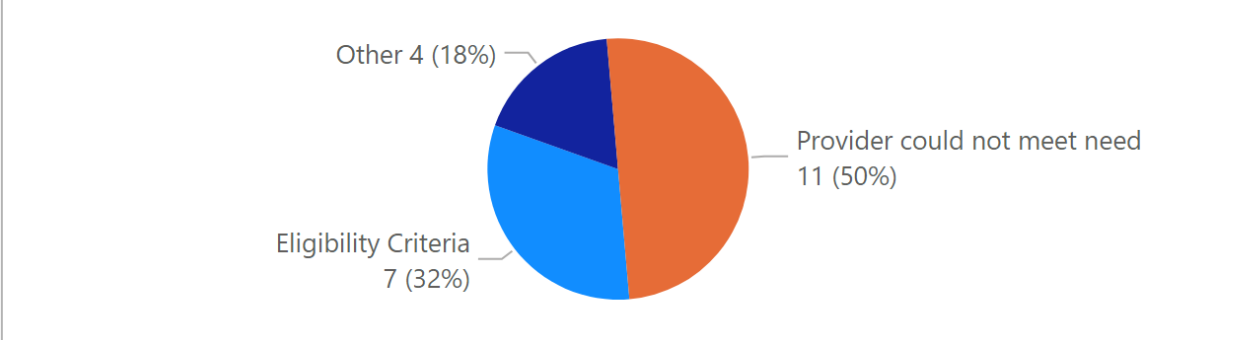
Declined Referrals



Failed Starts

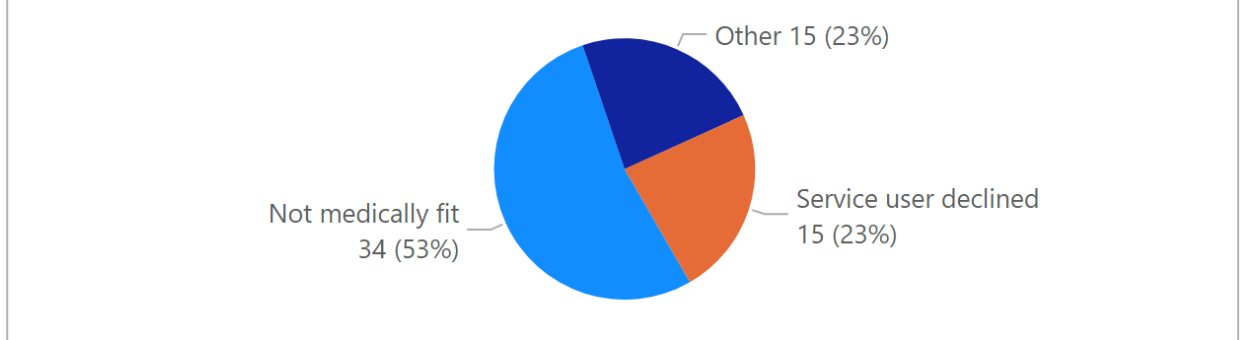


Last 6 Months



\*Percentage of all declined referrals, not all referrals

Last 6 Months



\*Percentage of all failed starts, not all referrals

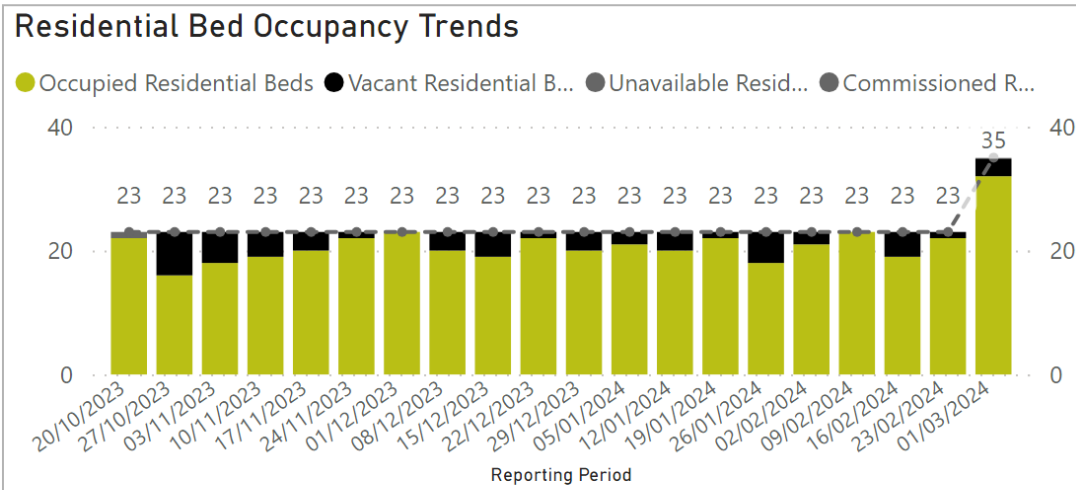
**Please Read:**  
The following summary is based upon occupancy data provided weekly by LCHS in relation to LOT 2 of the Transitional Care and Reablement Beds contract.

### LOT 2 Commissioned Residential Beds

Home Name	Commissioned Residential Beds	Available Residential Beds	Occupied Residential Beds	Vacant Residential Beds
Harrington House (Bourne)	2	2	2	0
Homer Lodge Care Centre (Lincoln)	10	10	10	0
Kings Court Nursing Home (Grantham)	4	4	3	1
Madeira House Care Home (Louth)	2	2	2	0
Martin Hall Nursing Home (Martin by Timberland)	12	12	10	2
Southernwood House (Spalding)	2	2	2	0

35	35
Commissioned Residential Beds	Available Residential Beds

15	15
Commissioned Nursing Beds	Available Nursing Beds



### LOT 2 Commissioned Nursing Beds

Home Name	Commissioned Nursing Beds	Available Nursing Beds	Occupied Nursing Beds	Vacant Nursing Beds
Grosvenor Hall Care Home (Lincoln)	9	9	7	2
Holbeach and East Elloe Hospital Trust (Holbeach)	6	6	6	0

